

“I never thought that my dark skin could undergo such a treatment, but the procedure was virtually painless and I saw a big difference right away. My skin was tighter, clearer and smoother.”

S.B. Greece

Ask your healthcare provider today how you can benefit from the Sublative™ Rejuvenation treatment!

[candelamedical.com](http://candelamedical.com)

Disclaimer: All contents of this material are for informational purposes only and provided by Candela without warranties of any kind. Healthcare professionals are solely responsible for making their own independent evaluation as to the suitability of any product for any particular purpose and in accordance with country specific regulations. The availability of products and the indications mentioned in this material is subject to the regulatory requirements and product registration status in each country. Refer to the User Manual for country specific indications. Products and technical specifications may change without notice. Please contact Candela for more details.

\* Via skin resurfacing

1. elos Plus CE Mark, 2001 2. elos Plus User Manual, 2015, Candela, data on file. 3. Taub AF, et al. Treatment of acne scars of skin types II to V by sublative fractional bipolar radiofrequency and bipolar radiofrequency combined with diode laser, J Clin Aesthet Dermatol. 2011 Oct;4(10):18-27. 4. Verner I. Clinical evaluation of the efficacy and safety of fractional bipolar radiofrequency for the treatment of moderate to severe acne scars, Dermatol Ther. 2015 Aug 17. 5. Gold MH, Biesman BS, Taylor M. Enhanced high-energy protocol using a fractional bipolar radiofrequency device combined with bipolar radiofrequency and infrared light for improving facial skin appearance and wrinkles, J Cosmet Dermatol. 2017 Feb 8

© 2020 Candela Corporation. This material contains registered and unregistered trademarks, trade-names, service marks and brand names of Candela Corporation and its affiliates. All other trademarks are the property of their respective owners. All rights reserved. PB74922EN - Rev.01

 **CANDELA™**  
Science. Results. Trust.



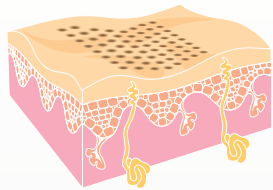
Sublative™ Rejuvenation\*

# Smooth out the lines of time


The Sublative™ Rejuvenation treatment enables you to achieve a more youthful appearance.

This technology<sup>1-2</sup> has been shown to successfully treat mild to moderate wrinkles, red and brown spots, and textural irregularities, such as acne scars and striae (stretch marks).<sup>3-5</sup>

This is truly the next generation of optimal rejuvenation technology.



Energy is applied to the skin in a matrix. The healthy skin around the spots accelerates the healing process.



Skin after sublative rejuvenation.

# How does sublative rejuvenation work?

RF energy is precisely directed to the skin in the form of a matrix. Healthy skin around the dots accelerates the healing process of the skin. Post treatment, new collagen and healthy skin cells are produced. <sup>1-2</sup>Mild to moderate wrinkles and superficial skin discolorations are reduced<sup>5</sup>. The texture of your skin becomes smoother and more elastic.

# Is sublative rejuvenation right for me?

Treatment has been successful for treating wrinkles, brown spots, and textural irregularities, such as acne scars and striae (stretch marks) for most skin types.<sup>3-5</sup>

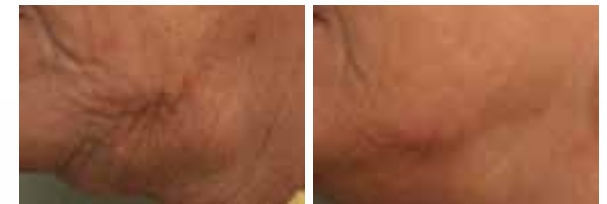
# When can I expect to see results?

Typical treatment protocol is 3 treatments, 4-6 weeks apart. The total number of required treatment sessions depends on your skin's condition. Talk to your healthcare provider about what results you can expect with your treatment.

# What can you expect?

During treatment, many patients feel a warm, prickly sensation as energy enters their skin. After treatment a pink or red "sunburn" appearance is also common. Topical anesthetic ointments and cooling may be used to reduce any discomfort during treatment.

# Clinical results



Before

After 2 Treatments

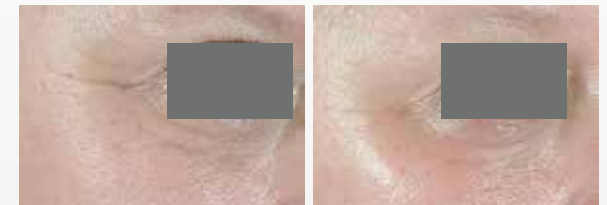
Photos courtesy of Dr. Hayes, M.D.



Before

After 4 Treatments

Photos courtesy of Tess Mauricio, M.D.



Before

After 3 Treatments

Photos courtesy of Dr. Hayes, M.D.

Photos are unretouched. Individual results may vary.

